Studios > > >

1 Double bed 1350mm (W) x 1950mm (L) including 2nr top and 2nr side hinged access panels
2 Bed head
3 Wardrobe - 1000 x 600mm
4 28mm desk - 1500 (W) x 600 (L)mm
5 Operators upholstered chair
6 Three drawer pedestal - 550x600mm
7 Book case - 550x1000x250mm wall mounted
8 Panel Heater - type and size tbc by M&E S/C
9 Curtains with blackout backing to suit window
10 TechElec Fuse Unit / Grid Switch
11 Side Protector to bed
12 1200 x 450mm Framed Mirror
13 4 No Coat Hooks mounted on wall plate
14 1450 x 1000mm Fabric Covered pinboard over desk
15 1950 x 1200mm Camira Lucia Fabric covered pinboard or as dimensioned
16 Door stop
17 Vinyl flooring - Forbo Novilon Novawood
18 MDF bull nosed skirting painted trade gloss white
19 Aluminium door threshold strip
20 Walls: Vinyl Matt. Colours to be agreed
21 Ceilings: Plastered and painted. Colour tbc
22 2 gang light switch
23 Double switched socket outlet
24 Single switched socket outlet
25 CAT 5E data outlet with RJ45 plate
26 Recessed LED downlighter independently switched
27 Ceiling light - Recessed with drop glass diffuser
28 Optical smoke and temperature detector with sounder
29 Door with fob access and signage
30 Wall unit - 500 x 800mm
31 Tall cupboard - 500 x 600mm
32 800w 20 l Combi Microwave on high level shelf above worktop
33 Bar Stool
34 50l General waste Bin
35 Coffee Table - 600 x 450 x 450mm OMITTED
36 Soft seating chair - OMITTED
37 Base Unit under sink 600x860mm high
38 Stainless steel drainer sink with single lever monoblock mixer tap
39 Fridge with icebox (137l fridge/85l freezer)
40 30l Recycling Bin
41 2 Ring Electric Stainless Steel Hob with extract fan and hood above built into housing. Hob Angel fitted
42 Breakfast bar
43 TV Outlet
44 1.2sqm fire banket
45 2kg fire extinguisher
46 Hob Angel
47 Fused spur socket

48 Distribution Board
49 520mm high splashback panel to match worktop
50 40mm thick roll edge worktop
51 500mm wide 4 drawer base unit
52 26" TV mounted on adjustable wall bracket
53 600mm wide wall unit above sink
54 OMITTED

55 Indicative Sprinkler Head Location

**PLEASE REFER TO DRAWING SERIES 13598-42-01 to 03 for ROOM TYPE LOCATIONS**

PLEASE NOTE:

All M&E fittings and locations as per TechElec drawings.

Spot light positions shown as indicative only. Please refer to M+E specialist drawings for lighting setting out. Lighting levels to achieve:
100 lux - General Area
300 lux - Above Workstation
PIR operation assumed for bathrooms

M+E to advise on sprinkler numbers required. Indicative position for 2 in each bedroom and 3 per LDK

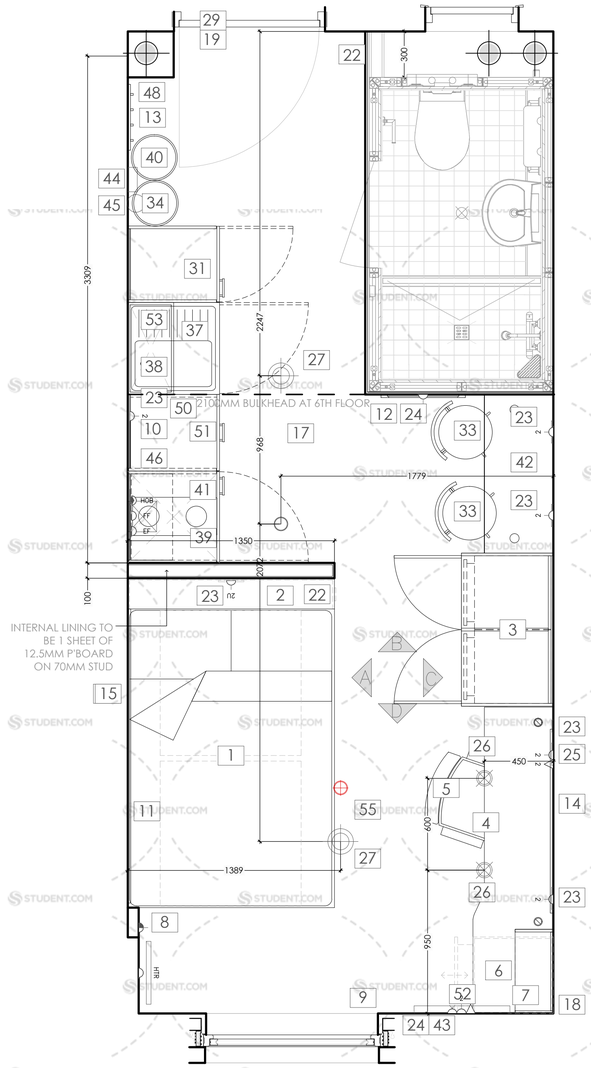


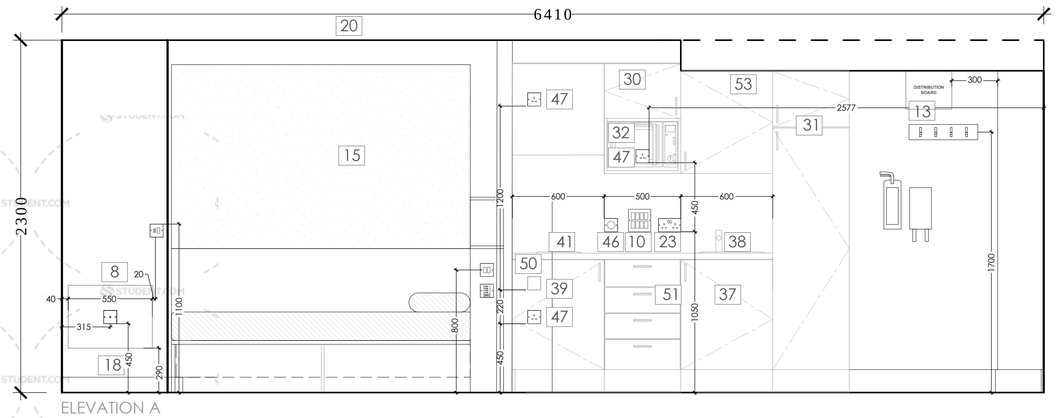


ELEVATION A

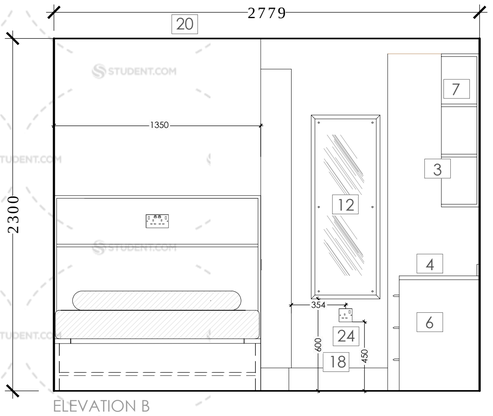


ELEVATION B

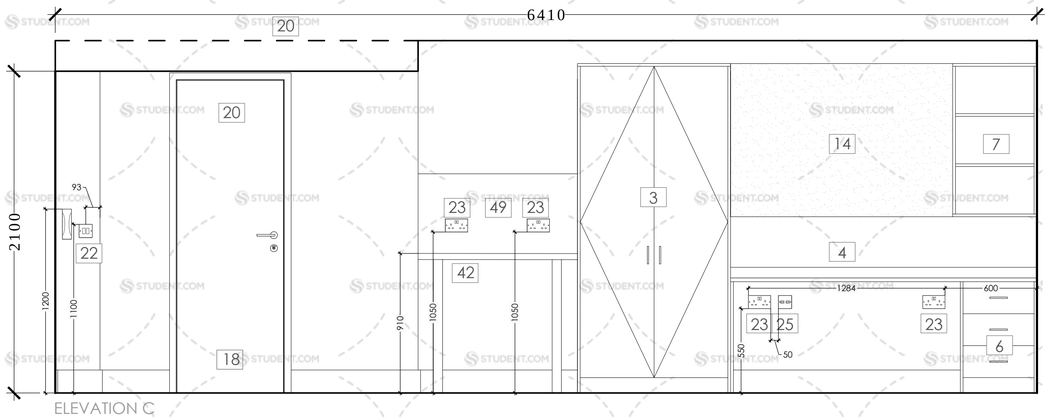


ELEVATION C

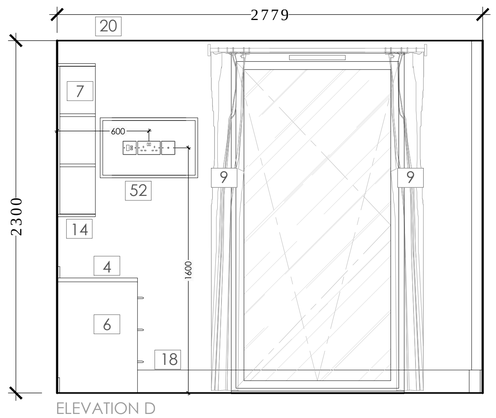


ELEVATION D

| Rev | Date | Db | Notes |
|---|---|---|---|
| A | 31/10/14 | SD | Drawing updated following KSHL review and comments |

CONSTRUCTION

General Notes:
- This drawing is copyright, reserved and remains the property of Fletcher Joseph Architects.
- All levels and dimensions are to be checked on site by the contractor prior to fabrication, and any discrepancies must be reported immediately to the Architect.
- All dimensions are to be read off this drawing and NOT scaled.
- All work to be executed in strict accordance with the by-laws and regulations of the local authorities.
- All work to conform to applicable codes of the British Standards.
- Where indicated/required, all drawings are to be read in conjunction with all other documents issued by Fletcher Joseph and/or other professions.

1:20 0 0.2 0.5 1 m


FLETCHER JOSEPH ASSOCIATES
Architects
5 Millar Place • Edinburgh • EH10 5HJ
T: 0131 4475000 E: admin@fletcherjoseph.com
F: 0131 4469958 W: www.fletcherjoseph.com


Client
KNIGHTSBRIDGE STUDENT HOUSING LTD www.knightsbridgestudenthousing.com

Project
STUDENT ACCOMMODATION
FOUNTAINBRIDGE BLOCK J
EDINBURGH

Title
ROOM LAYOUTS + ELEVATIONS
StudioType S-09
(6th Floor Only)

| Date | Scale @ A1 | Last Revision |
|---|---|---|
| 04/09/13 | 1:20 | 31/10/14 |
| Drawn By: SD | Checked By: | Revised By: SD |
| Drawing No.: 13598-71-17 | | Rev: A |

STUDENT.COM